

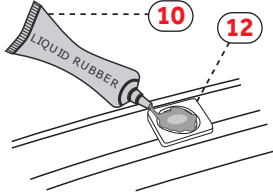


FIRST TIME INSTALLATION

- * REMOVE PARTS FROM INSIDE THE PACKAGE AND CHECK THEM ALL
- * CONTACT YOUR DEALER IF ANY PART IS MISSING OR DAMAGED
- * USE THE EQUIPMENT SPECIFIED FOR INSTALLATION

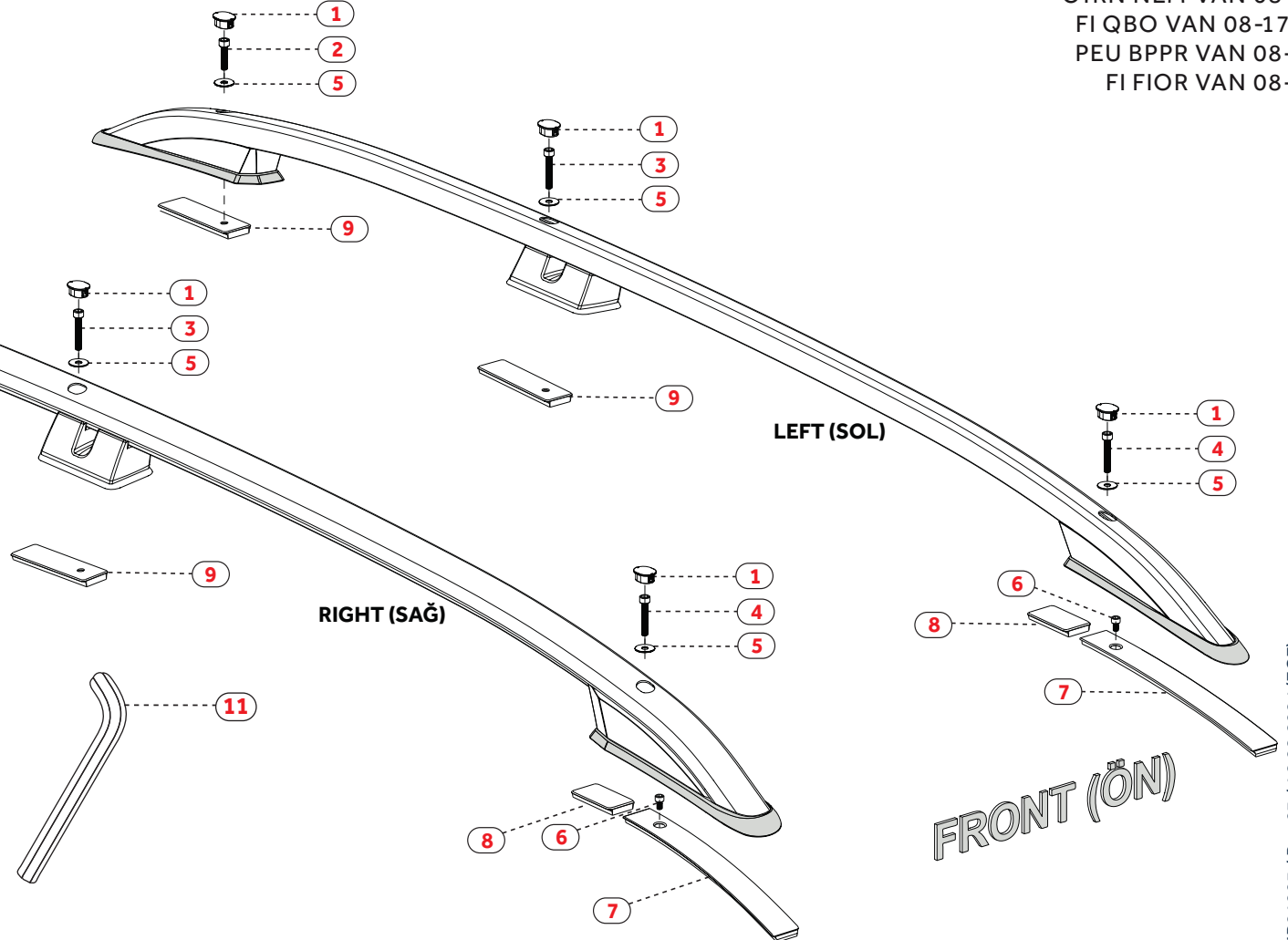
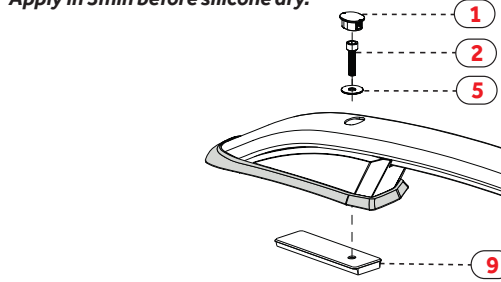
ASSEMBLY INSTRUCTIONS (ROOF RAIL)

Product Code: MR01003 (Crown)




Civata yuvasının etrafına süngeri
şekildeki gibi yapıştırmış.
Süngerin ortasındaki boşluğa
sıvı contayı bolca sıkınız.
Uygulamayı 3dk içerisinde
kurumadan tamamlayınız.

Stick the sponge tape around the bolt slot as shown in the figure.
Squeeze the liquid rubber in the middle
of the sponge as a thick layer.
Apply in 3min before silicone dry.



NO	PART DESCRIPTION	QTY
1-	PLASTIC STOPPLE	6
2-	M6x40 INBUS BOLT (5Nm)	2
3-	M6x60 INBUS BOLT (5Nm)	2
4-	M6x60 INBUS BOLT (5Nm)	2
5-	M6 WASHER	6
6-	M6x10 INBUS BOLT (5Nm)	2
7-	PLASTIC PAD FR/FL	2
8-	PLASTIC PAD FRONT	2
9-	PLASTIC PAD MID/REAR	4
10-	LIQUID RUBBER	1
11-	5mm ALLEN WRENCH	1
12-	SPONGE TAPE	6



CTRN NEM VAN 08-
FI QBO VAN 08-17
PEU BPPR VAN 08-
FI FIOR VAN 08-