



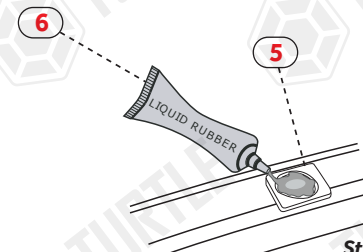
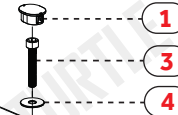
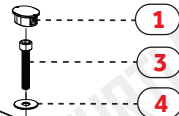
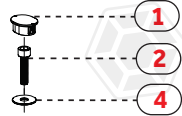
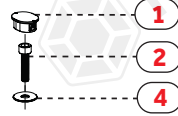
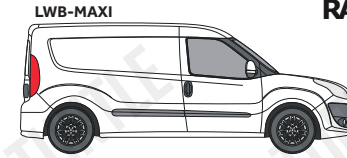
ASSEMBLY INSTRUCTIONS (ROOF RAIL)

Product Code: MR01010 (Crown)

FIRST TIME INSTALLATION

- * REMOVE PARTS FROM INSIDE THE PACKAGE AND CHECK THEM ALL
- * CONTACT YOUR DEALER IF ANY PART IS MISSING OR DAMAGED
- * USE THE EQUIPMENT SPECIFIED FOR INSTALLATION

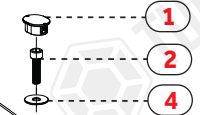
**RAM PRMSTR CITY VAN 15-
VXHL CMB D VAN 10-18
OPL CMB D VAN 10-18
RAM V1000 VAN 10-
FIDBL 2 VAN 10-**



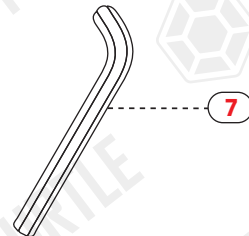
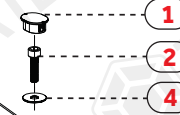
Civata yuvasının etrafına süngerin şekildaki gibi yapıştırınız. Süngerin ortasındaki boşluğa sıvı contayı bolca sıkınız. Uygulamayı 3dk içerisinde kurumadan tamamlayınız.

**Stick the sponge tape around the bolt slot as shown in the figure.
Squeeze the liquid rubber in the middle of the sponge as a thick layer.
Apply in 3min before silicone dry.**

LEFT (SOL)



RIGHT (SAĞ)



NO	PART DESCRIPTION	QTY
1-	PLASTIC STOPPLE	6
2-	M6x50 INBUS BOLT (5Nm)	4
3-	M6x55 INBUS BOLT (5Nm)	2
4-	M6 WASHER	6
5-	SPONGE TAPE	6
6-	LIQUID RUBBER	1
7-	5mm ALLEN WRENCH	1

FRONT (ÖN)