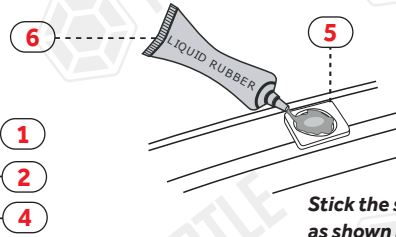




ASSEMBLY INSTRUCTIONS (ROOF RAIL)
Product Code: MR01037 (Crown)


FIRST TIME INSTALLATION

- * REMOVE PARTS FROM INSIDE THE PACKAGE AND CHECK THEM ALL
- * CONTACT YOUR DEALER IF ANY PART IS MISSING OR DAMAGED
- * USE THE EQUIPMENT SPECIFIED FOR INSTALLATION

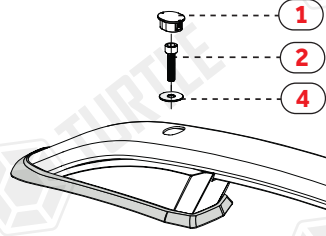


Civata yuvasının etrafına süngeri şekildeki gibi yapıştırınız. Süngerin ortasındaki boşluğa sıvı contayı bolca sıkınız. Uygulamayı 3dk içerisinde kurumadan tamamlayınız.

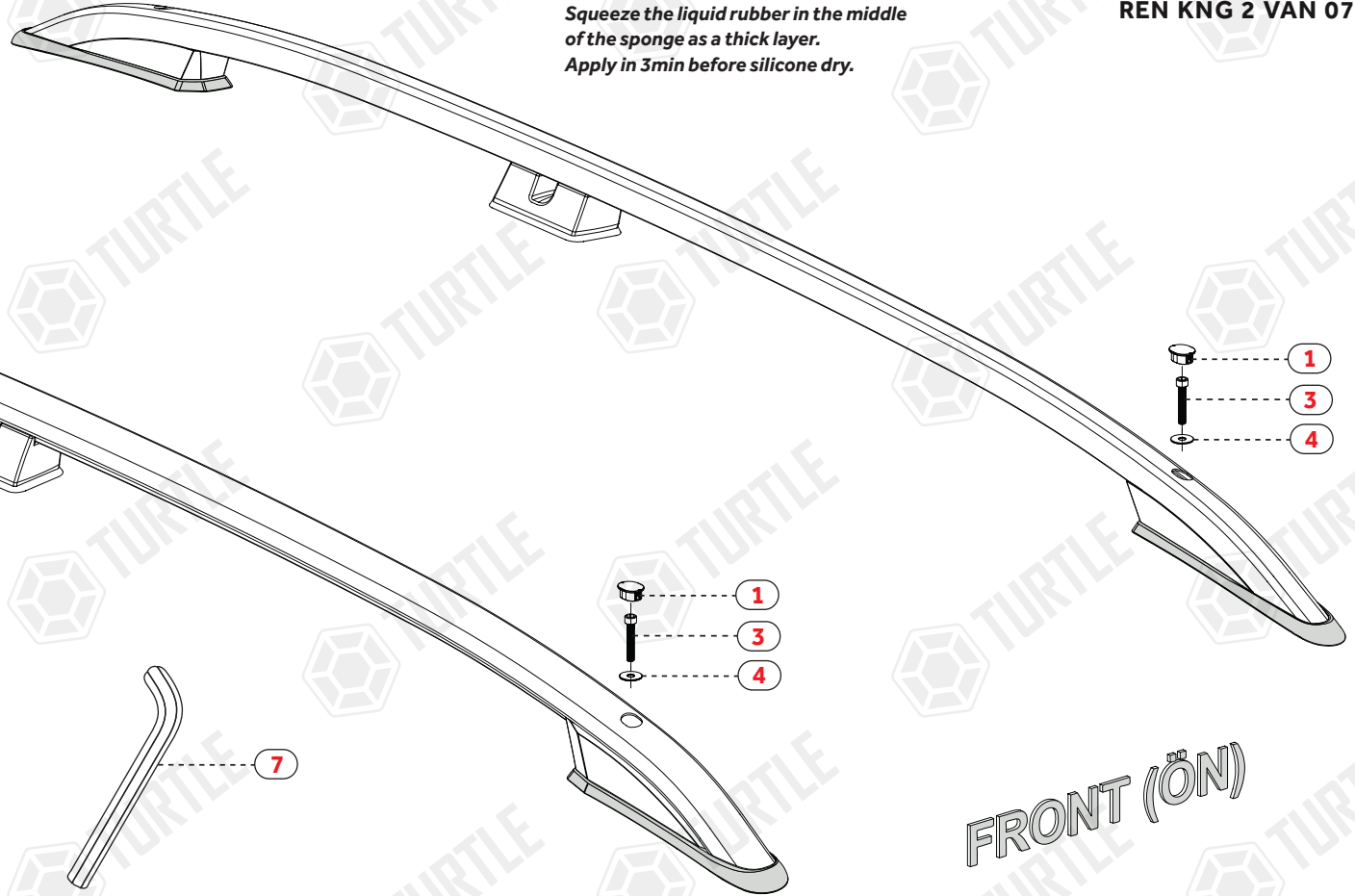
Stick the sponge tape around the bolt slot as shown in the figure.
Squeeze the liquid rubber in the middle of the sponge as a thick layer.
Apply in 3min before silicone dry.



MBNZ CTN VAN 12-19
NSS NV250 VAN 07-19
REN KNG 2 VAN 07-19



NO	PART DESCRIPTION	QTY
1-	PLASTIC STOPPLE	4
2-	M8x25 INBUS BOLT (5Nm)	2
3-	M8x55 INBUS BOLT (5Nm)	2
4-	M8 WASHER	4
5-	SPONGE TAPE	4
6-	LIQUID RUBBER	1
7-	6mm ALLEN WRENCH	1



FRONT (ÖN)